



ALL IN ONE Ingamepanels v1.0.1 Microsoft Flight Simulator

Sim Update 11 compatible

If you think that having so many panels in the toolbar is a mess and you prefer to have everything better organized, this is the right plugin for you. Have a hyper realistic tablet in your cockpit, just like the real thing.

You can switch between applications without losing anything by pressing the button on the tablet. When you go back to the previous app it is where it left off.

No window borders for added realism. It can be resized to adapt the size to the position in which you want to place it.

All the panels that you already knew are now integrated into a tablet, with a unified design and working at the same time, without losing information.

A powerful utility for flight simulators now integrated into your cockpit. All Ingame Panels into a tablet.

Please, check the Help folder of the zip file to read all documentation about each app.



oculus-vr



canvas



landingrate



pdf-viewer



pdf-viewer2



airport-info



atc-info-vatsim



atc-info-ivao



vatsim-map



ivao-map



vfrmap-enhanced



navmap



navigraph



descent-calculator

"All In One Ingamepanels" includes:

Ingamepanel Oculus VR Panel
Ingamepanel CANVAS
Ingamepanel LandingRate
Ingamepanel PDF VIEWER
Ingamepanel PDF VIEWER 2
Ingamepanel Airport Info
Ingamepanel ATC Info VATSIM
Ingamepanel ATC Info IVAO
Ingamepanel VATSIM Map
Ingamepanel IVAO Map
Ingamepanel VFRMap Enhanced
Ingamepanel NAVMAP
Ingamepanel Navigraph
Ingamepanel Descent Calculator



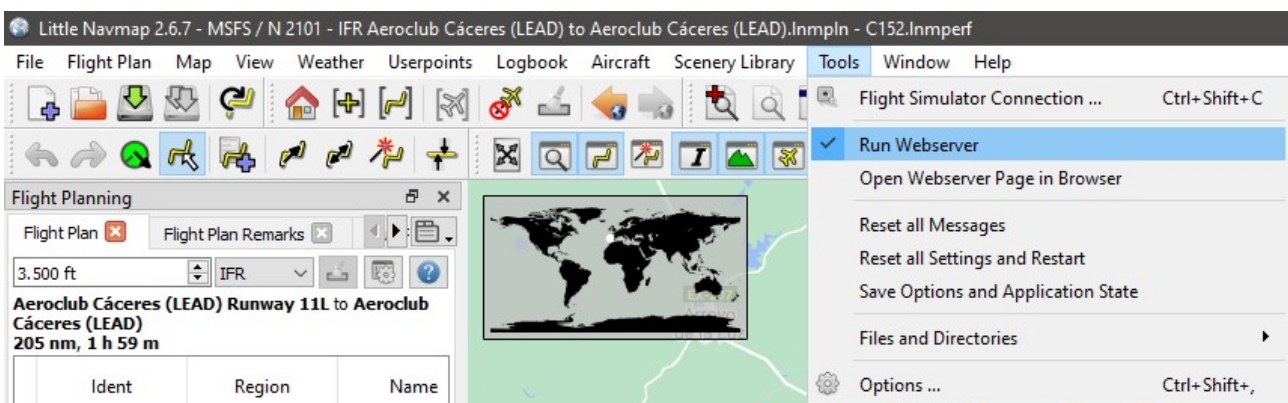
HOW TO INSTALL

1) Unzip the folder **fs-base-ingamepanels-allinone** in the Community folder of Flight Simulator.

2) Unzip the **web** folder into your Little Navmap folder overwriting your older **web** folder.

```
\Little NavMap
|
--web
```

3) Open Little Navmap and run the webserver like this:



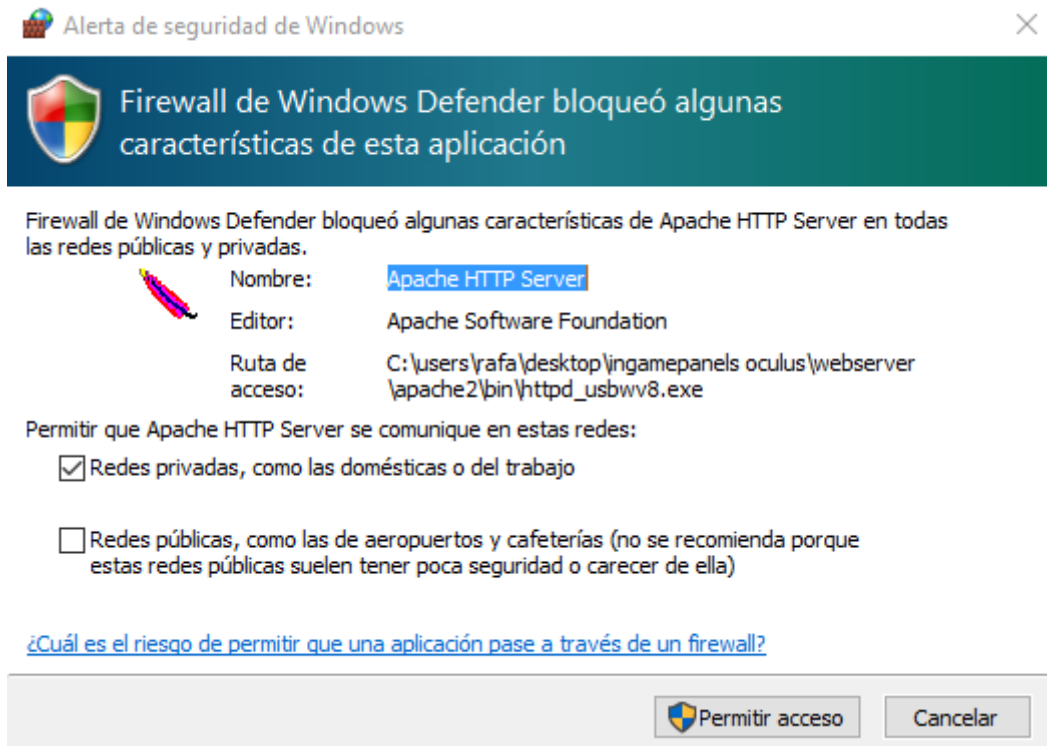
4) Also you have to unzip the **webserver folder** where you prefer (**Desktop folder it's a good place**). Don't copy to OneDrive folders or Google Drive folders!

You have to copy the PDF files into **FILES FOLDER** of **webserver/root**

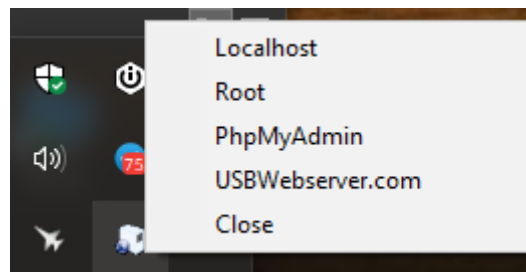
```
\webserver
|
--root
|
--files ← you have to copy your PDF files here
```

Running the Web Server

VERY IMPORTANT: Remember execute the webserver.exe of the folder webserver, that you unzip in the installation process, before to use All in One Panel Addon. If you see any window like this, press Allow Access.



To close server press into your tool tray bar and look for this icon and select "Close":



VERY IMPORTANT

Remember execute the **webserver.exe** of this folder (webserver) before to use the PDF Viewer Panel Addon.

Remember open Little Navmap before starting Flight Simulator to use NAVMAP app.

If you update your Little Navmap exe, you will have to copy the **web folder** again from this zip file.



Contact

info@flightsimulator.me